

Sample Musicianship Skills Assessment

Written Theory Portion

I.) Write the letter name of each note in the melodies given below. (60 seconds per melody)

II.) Write the number in the blank that correctly answers each equation. (60 seconds)

= _____	= _____
= _____	= _____
= _____	= _____

III.) For each time signature below: 1) in the first blank write the number of beats per measure of that time signature; 2) in the second blank, *draw the note* that gets the **beat** in that time signature. (60 seconds)

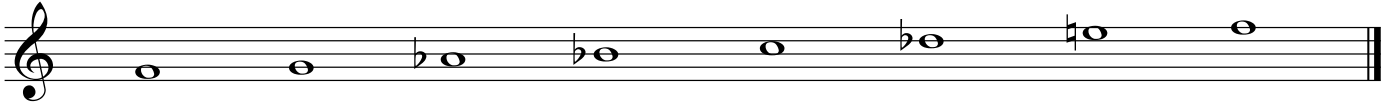
$\frac{2}{4}$ _____ ; _____	$\frac{3}{8}$ _____ ; _____
$\frac{3}{2}$ _____ ; _____	$\frac{9}{8}$ _____ ; _____
$\frac{6}{8}$ _____ ; _____	$\frac{4}{4}$ _____ ; _____


IV.) Identify the following **major** key signatures. (60 seconds)

V.) Identify the following **minor** key signatures. (60 seconds)




VI.) Identify each scale below as major, melodic minor, harmonic minor, or natural minor. (Simply labeling a scale as "minor" is an incorrect answer.) (90 seconds)











VII.) On each staff below, write your preferred clef (treble or bass) and spell the requested scale (ascending form only). (3 minutes)


a) E natural minor




b) A major



c) G melodic minor



d) D harmonic minor



Sample Musicianship Skills Assessment

Aural Portion

The instructor will play a selection of approximately 7 short melodies much like the ones below.

Each melody will be played only once. (The student *will not* be able to see the melody during the assessment.)

The student will silently listen to the melody while it is played, then sing it back from memory (with the same pitches and rhythm) in a comfortable register, singing with a neutral syllable such as *la* or *ooh*.

