
**Council for the Accreditation of Education Preparation (CAEP)
Accountability Measures****Measure 3: Candidate competency at completion**

The College of Education (COE) at Charleston Southern University (CSU) annually collects and analyzes data that aligns with CAEP Components R3.3 and RA3.4 regarding candidate competency at completion of the program. The COE has 4 Benchmarks that guide candidates through the program ensuring their success at program completion. Additionally, the Student Teaching Final Evaluation provides a wholistic evaluation of the candidates' instruction, planning, classroom management and professionalism. The Title II report provides Praxis Content Exam pass rates.

COE Undergraduate Teacher Education Program Benchmarks**Benchmark 1: Admission to the Professional Program in Teacher Education**

1. Complete Declaration of Intent to Seek Certification Form in EDUC 201 after midterm.
2. Complete EDUC 201 with a "C" or better.
3. Pass PRAXIS Core in EDUC 201. As of June 2017, candidates who score 22 on ACT, or 1100 on SAT which was taken prior to March 2005, or 1650 on SAT taken between March 2005 and March 2016, or 1100 on the new SAT beginning March 2016 do not have to take the PRAXIS Core in order to enter the College of Education.
4. Complete key professional foundation courses (EDUC 201, EDUC 300, ENGL 111, ENGL 112, and core MATH) with a grade of "C" or better.
5. Minimum overall GPA of 2.75 on a 4.0 scale
6. Complete an application for admission to the College of Education in EDUC 300. The application is found on the Education Majors page of Blackboard. Applications will be reviewed after the October 15th and February 15th deadline each semester.
7. Complete a minimum of 45 hours of coursework.
8. Submit two electronic recommendation forms one from faculty outside of Teacher Education and one from a EDUC 300 level or higher College of Education Faculty member only. These forms are found on the Education Majors page of Blackboard.
9. Purchase LiveText subscription in EDUC 300 and/or EDUC 313.

The College of Education and its candidates use an electronic data management system (Livetext) to monitor progress and to make course and program improvements. Students use electronic assignments and projects, monitor their progress and develop personal portfolios. The College of Education requires all teacher preparation candidates to purchase an individual student account for the duration of their progression through their individual teacher preparation programs.

Integrating Faith in Learning, Leading and Serving

10. Approval by the Teacher Education Leadership Team.

The Dean of Education notifies applicants of admission decisions in writing. The *Undergraduate Handbook* of the College of Education provides a detailed description of the required criteria and procedures regarding application to the program. *A candidate must be admitted to the Teacher Education Program before enrolling in courses in the professional program.*

All programs in Teacher Education follow a specifically designed sequence of courses with sequential and incremental experiences. Education majors must work closely with their advisor(s). Programs of Study outlining required courses and requirements are available for each major in the College of Education Office, Wingo Hall 201.

Professional Foundations: In the first and second years, candidates will take courses of study designated Professional Foundations along with the Liberal Arts Core. A Professional Foundations course, in which the student receives a grade below “C,” must be repeated before the candidate may advance further in the Education Program.

Professional Program: After receiving Admission to the Professional Program, candidates may enroll in professional studies coursework. Students should work with their advisors in order to enroll in the appropriate courses at this level.

Throughout the education program, coursework includes a series of specialized field experiences. The number of hours for these experiences or practicums are found in the course descriptions of the catalog. Candidates will be placed in public school sites with specific instructional assignments pertinent to their grade-level emphasis or content-area specialty. **Transportation to and from these school sites is the responsibility of the student.** A course, in which the candidate receives a grade below “C,” must be repeated before the candidate may advance further in the Professional Program. The culminating experience is the sixty-day clinical practice.

Benchmark 2: Program Progression in the Teacher Education Program

1. Complete field experiences with Pass/Fail criterion in diverse settings
2. Complete all Professional Foundation and Professional Studies coursework with a “C” or better and (only for Secondary/P-12) Specialized Studies with a “C” or better
3. Maintain an overall GPA of 2.75 and for Secondary/P-12 programs a GPA of 2.7 in Specialized Studies
4. Continued appropriate display of the COE Dispositions.
5. Upload required assessments into LiveText for all education courses.

Integrating Faith in Learning, Leading and Serving



6. Take all state-required PRAXIS II exams including Subject/Specialty exams and Principles of Learning and Teaching exams. Both exams must be attempted before December 1.
 - *It is recommended to take PLT summer before or during the fall semester of senior year due to content included in senior methods courses.*
 - *It is recommended to take Praxis II Content certification exam fall of senior year due to content included in senior methods courses.*

Benchmark 3: Admission to Clinical Practice

1. Complete S.C. Department of Education application for Clinical Practice
2. Obtain FBI/SLED clearance prior to Clinical Practice
3. Required TB test documentation submitted to COE by required due dates
4. Must have attempted all state-required PRAXIS II exams including Subject/Specialty exams and Principles of Learning and Teaching exams in order to be admitted to clinical practice.
5. Minimum overall GPA of 2.75 and for Secondary/P-12 programs a GPA of 2.75 in Specialized Studies
6. Continued appropriate display of the COE Dispositions.
7. Obtain formal admission to Clinical Practice

Results of PRAXIS II tests should be sent directly to the South Carolina Department of Education and Charleston Southern University College of Education.

Once the application has been received and all criteria are met, the candidate's file will be reviewed by the Dean of Education for review and action. The Dean of Education notifies applicants of the action. The *Guidelines for Clinical Practice Handbook* of the College of Education provides a detailed description of the required criteria and procedures regarding application and the expectations for successful completion of the Clinical Practice.

Adherence to the professional duties and responsibilities established for the faculty of the cooperating school where the Clinical Practice is undertaken. Consequently, the principal at the cooperating school retains the prerogative of dismissal when warranted. Satisfactory completion of a minimum of sixty (60) full working days of clinical practice is required. Candidates observe the academic calendar of the school to which they are assigned. Attendance at scheduled seminars is required. A schedule for these seminars will be furnished prior to the Clinical Practice.

Candidates must demonstrate competency in the performance standards identified by the state-mandated Expanded ADEPT performance evaluation instrument as determined by evaluations completed by the cooperating teacher and the university supervisor.

Integrating Faith in Learning, Leading and Serving

Each candidate completing the requirements listed above will be scheduled for a final exit interview with the university supervisor to insure that all requirements have been satisfied.

Benchmark 4: Program Completion

1. Minimum overall GPA of 2.75 and for Secondary/P-12 programs a GPA of 2.75 in Specialized Studies
2. Demonstrate appropriate scores in each domain of the South Carolina Expanded ADEPT Evaluation System during Clinical Practice
3. Receive a passing grade in Clinical Practice
4. Complete degree requirements for University

A program completer is defined as a candidate who successfully completes an approved program and passes the required licensing examinations. Failure to satisfactorily complete College of Education and university requirements and activities described by the faculty may prevent recommendation for certification. No candidate may graduate with an education degree until all degree requirements have been met.

For candidates seeking certification in states other than South Carolina, it is strongly recommended that they obtain a South Carolina teaching certificate first. Many states have reciprocal agreements with South Carolina that allow individuals who hold a South Carolina teaching certificate to receive initial certification in those states.

Student Teaching Final Evaluation

In Spring 2021, 44 student teachers were evaluated using the South Carolina 4.0 teaching evaluation rubric. At the end of their clinical practice experience, candidates meet with their university supervisor and cooperating teachers to be evaluated using SCTS 4.0 rubric, a 4-level rubric with 4 being the highest score a teacher can receive.

Indicator	Exemplary	Proficient	Needs Improvement	Unsatisfactory
Instruction: Standards and Objectives	45.5% N=20	54.5% N=24	0	0
Instruction: Motivating Students	47.7% N=21	52.3% N=23	0	0

Integrating Faith in Learning, Leading and Serving


Instruction: Presenting Instructional Content	50.0% N=22	50.0% N=22	0	0
Instruction: Lesson Structure and Pacing	29.5% N=13	68.2% N=30	2.3% N=1	0
Instruction: Activities and Materials	61.4% N=27	36.4% N=16	2.3% N=1	0
Instruction: Questioning	36.4% N=16	61.4% N=27	2.3% N=1	0
Instruction: Academic Feedback	31.8% N=14	68.2% N=30	0	0
Instruction: Grouping Students	43.2% N=19	54.5% N=24	0	0
Instruction: Teacher Content Knowledge	50% N=22	47.7% N=21	2.3% N=1	0
Instruction: Teacher Knowledge of Students	65.9% N=29	34.1% N=15	0	0
Instruction: Thinking	27.3% N=12	68.2% N=30	2.3% N=1	0
Instruction: Problem Solving	29.5% N=13	68.2% N=30	0	0
Planning: Instructional Plans	52.3% N=23	40.9% N=18	4.5% N=2	0
Planning: Student Work	38.6% N=17	61.4% N=27	0	0

Planning: Assessment	31.8% N=14	63.6% N=28	2.3% N=1	0
Environment: Expectations	52.3% N=23	47.7% N=21	0	0
Environment: Managing Student Behavior	47.7% N=21	47.4% N=21	4.5% N=2	0
Environment: Environment	75% N=33	20.5% N=9	0	0
Environment: Respectful Culture	88.6% N=39	11.4% N=5	0	0
Professionalism: Growing and Developing Professionally	52.3% N=23	45.5% N=21	0	0
Professionalism: Reflecting on Teaching	65.9% N=29	34.1% N=15	0	0
Professionalism: Community Involvement	45.5% N=20	54.5% N=24	0	0
Professionalism: School Responsibilities	52.3% N=23	45.5% N=20	2.3% N=1	0

TITLE II Report

Integrating Faith in Learning, Leading and Serving

Summary Institution-Level Pass Rate Data: Traditional Teacher Preparation Program Within IHE


		HEOA - Title II 2020 - 2021 Academic Year				
Institution Name		Charleston Southern University				
Institution Code		5079				
State		South Carolina				
<i>April 4, 2022</i>						
				Statewide		
Group	Number Taking Assessment¹	Number Passing Assessment²	Institutional Pass Rate	Number Taking Assessment¹	Number Passing Assessment²	Statewide Pass Rate
All program completers, 2020-21	65	59	91%	1740	1578	91%
All program completers, 2019-20	60	57	95%	1585	1504	95%
All program completers, 2018-19	76	71	93%	1839	1782	97%

Note: In cases where there are less than ten students taking the assessment or license/certificate, the number passing and pass rate are not reported.

¹ Number of completers taking one or more assessments within their area of specialization.

² Summary level "Number Taking Assessment" may differ from assessment level "Number Taking Assessment" because each student is counted once at the summary level but may be counted in multiple assessments at the assessment level.

Single Assessment Institution-Level Pass Rate Data: Traditional Teacher Preparation Program Within IHE


	HEOA - Title II 2020 - 2021 Academic Year
	Institution Name
	Institution Code
	State

Charleston Southern University
5079
South Carolina

April 4, 2022

Assessment Information ¹	Group	Number Taking Assessment	Number Passing Assessment	Institutional Pass Rate	Institutional Average Scaled Score	Assessment Cut Score ²	Statewide			
							Number Taking Assessment	Number Passing Assessment	Statewide Pass Rate	Statewide Average Scaled Score
BIOLOGY CONTENT KNOWLEDGE (0235) Test Company: ETS Score Range: 100-200	All enrolled students who have completed all nonclinical courses, 2020-21						2			
	Other enrolled students, 2020-21	1				148	5			
	All program completers, 2020-21	3				148	22	22	100%	168
	All program completers, 2019-20	2				148	19	19	100%	165
	All program completers, 2018-19	1				148	26	26	100%	168
EARLY CHILDHOOD EDUCATION (5025) Test Company: ETS Score Range: 100-200	All enrolled students who have completed all nonclinical courses, 2020-21	2				156	61	56	92%	170
	Other enrolled students, 2020-21						84	80	95%	171
	All program completers, 2020-21	12	12	100%	179	156	252	243	96%	171
	All program completers, 2019-20						13	13	100%	171
	All program completers, 2018-19									
EDUCATION OF YOUNG CHILDREN (5024) Test Company: ETS Score Range: 100-200	All enrolled students who have completed all nonclinical courses, 2020-21	3				160	59	50	85%	167
	Other enrolled students, 2020-21						58	46	79%	168
	All program completers, 2020-21	8				160	256	239	93%	169
	All program completers, 2019-20	22	22	100%	168	160	447	432	97%	170
	All program completers, 2018-19	27	27	100%	169	160	462	454	98%	171
ELEM ED CKT: MATHEMATICS (7813) Test Company: ETS Score Range: 100-200	All enrolled students who have completed all nonclinical courses, 2020-21	3				150	40	34	85%	160
	Other enrolled students, 2020-21	1				150	31	24	77%	156
	All program completers, 2020-21	13	13	100%	167	150	92	91	99%	167
	All program completers, 2019-20	1				150	9			
	All program completers, 2018-19						3			


Single Assessment Institution-Level Pass Rate Data: Traditional Teacher Preparation Program Within IHE

	HEOA - Title II 2020 - 2021 Academic Year	
	Institution Name	Charleston Southern University
	Institution Code	5079
	State	South Carolina

April 4, 2022

Assessment Information ¹	Group	Number Taking Assessment	Number Passing Assessment	Institutional Pass Rate	Institutional Average Scaled Score	Assessment Cut Score ²	Statewide			
							Number Taking Assessment	Number Passing Assessment	Statewide Pass Rate	Statewide Average Scaled Score
ELEM ED CKT: READING LANGUAGE ARTS (7812) Test Company: ETS Score Range: 100-200	All enrolled students who have completed all nonclinical courses, 2020-21	3				161	42	34	81%	168
	Other enrolled students, 2020-21	1				161	30	22	73%	164
	All program completers, 2020-21	13	13	100%	174	161	94	92	98%	173
	All program completers, 2019-20	1				161	8			
	All program completers, 2018-19									
ELEM ED CKT: SCIENCE (7814) Test Company: ETS Score Range: 100-200	All enrolled students who have completed all nonclinical courses, 2020-21	3				154	45	41	91%	171
	Other enrolled students, 2020-21	1				154	33	31	94%	171
	All program completers, 2020-21	13	13	100%	182	154	104	103	99%	177
	All program completers, 2019-20	1				154	20	18	90%	163
	All program completers, 2018-19						1			
ELEM ED CKT: SOCIAL STUDIES (7815) Test Company: ETS Score Range: 100-200	All enrolled students who have completed all nonclinical courses, 2020-21	3				162	45	41	91%	171
	Other enrolled students, 2020-21	1				162	34	28	82%	167
	All program completers, 2020-21	13	13	100%	177	162	103	99	96%	174
	All program completers, 2019-20	1				162	36	30	83%	167
	All program completers, 2018-19						3			
ELEM ED MULTI SUBJ MATHEMATICS (5003) Test Company: ETS Score Range: 100-200	All enrolled students who have completed all nonclinical courses, 2020-21						61	51	84%	172
	Other enrolled students, 2020-21						93	76	82%	171
	All program completers, 2020-21	7				157	407	388	95%	177
	All program completers, 2019-20	16	16	100%	175	157	500	493	99%	176
	All program completers, 2018-19	14	14	100%	176	157	502	494	98%	179

Single Assessment Institution-Level Pass Rate Data: Traditional Teacher Preparation Program Within IHE


	HEOA - Title II 2020 - 2021 Academic Year
	Institution Name
	Institution Code
	State

Charleston Southern University
5079
South Carolina

April 4, 2022

Assessment Information ¹	Group	Number Taking Assessment	Number Passing Assessment	Institutional Pass Rate	Institutional Average Scaled Score	Assessment Cut Score ²	Statewide			
							Number Taking Assessment	Number Passing Assessment	Statewide Pass Rate	Statewide Average Scaled Score
ELEM ED MULTI SUBJ READING LANG ARTS (5002) Test Company: ETS Score Range: 100-200	All enrolled students who have completed all nonclinical courses, 2020-21						59	53	90%	169
	Other enrolled students, 2020-21						92	76	83%	168
	All program completers, 2020-21	7				157	406	393	97%	171
	All program completers, 2019-20	16	16	100%	168	157	501	495	99%	171
	All program completers, 2018-19	14	13	93%	170	157	505	499	99%	173
ELEM ED MULTI SUBJ SCIENCES (5005) Test Company: ETS Score Range: 100-200	All enrolled students who have completed all nonclinical courses, 2020-21						54	43	80%	167
	Other enrolled students, 2020-21						87	68	78%	167
	All program completers, 2020-21	7				159	395	369	93%	170
	All program completers, 2019-20	16	16	100%	167	159	489	477	98%	171
	All program completers, 2018-19	14	14	100%	169	159	504	491	97%	172
ELEM ED MULTI SUBJ SOCIAL STUDIES (5004) Test Company: ETS Score Range: 100-200	All enrolled students who have completed all nonclinical courses, 2020-21						54	43	80%	163
	Other enrolled students, 2020-21						88	66	75%	163
	All program completers, 2020-21	7				155	395	361	91%	167
	All program completers, 2019-20	16	16	100%	170	155	472	457	97%	168
	All program completers, 2018-19	14	14	100%	173	155	502	492	98%	168


Single Assessment Institution-Level Pass Rate Data: Traditional Teacher Preparation Program Within IHE

	HEOA - Title II 2020 - 2021 Academic Year	
	Institution Name	Charleston Southern University
	Institution Code	5079
	State	South Carolina

April 4, 2022

Assessment Information ¹	Group	Number Taking Assessment	Number Passing Assessment	Institutional Pass Rate	Institutional Average Scaled Score	Assessment Cut Score ²	Statewide			
							Number Taking Assessment	Number Passing Assessment	Statewide Pass Rate	Statewide Average Scaled Score
ENGLISH LANGUAGE ARTS: CK (5038) Test Company: ETS Score Range: 100-200	All enrolled students who have completed all nonclinical courses, 2020-21						8			
	Other enrolled students, 2020-21						22	22	100%	182
	All program completers, 2020-21	2				167	39	38	97%	178
	All program completers, 2019-20						7			
	All program completers, 2018-19									
ENGLISH LANGUAGE ARTS: CONTENT AND ANALYSIS (5039) Test Company: ETS Score Range: 100-200	All enrolled students who have completed all nonclinical courses, 2020-21						26	25	96%	179
	Other enrolled students, 2020-21	1				168	16	12	75%	175
	All program completers, 2020-21	3				168	37	35	95%	176
	All program completers, 2019-20	4				168	77	75	97%	176
	All program completers, 2018-19	7				168	96	95	99%	177
MATHEMATICS CONTENT KNOWLEDGE (5161) Test Company: ETS Score Range: 100-200	All enrolled students who have completed all nonclinical courses, 2020-21						22	17	77%	165
	Other enrolled students, 2020-21						15	11	73%	160
	All program completers, 2020-21	1				150	34	33	97%	167
	All program completers, 2019-20	1				150	44	43	98%	160
	All program completers, 2018-19	1				150	54	52	96%	163
MIDDLE SCHOOL ENG LANG ARTS (5047) Test Company: ETS Score Range: 100-200	All enrolled students who have completed all nonclinical courses, 2020-21	1				164	2			
	Other enrolled students, 2020-21	1				164	6			
	All program completers, 2020-21	2				164	42	21	50%	163
	All program completers, 2019-20	2				164	36	27	75%	167
	All program completers, 2018-19	1				164	43	36	84%	168


Single Assessment Institution-Level Pass Rate Data: Traditional Teacher Preparation Program Within IHE

	HEOA - Title II 2020 - 2021 Academic Year	
	Institution Name	Charleston Southern University
	Institution Code	5079
	State	South Carolina

April 4, 2022

Assessment Information ¹	Group	Number Taking Assessment	Number Passing Assessment	Institutional Pass Rate	Institutional Average Scaled Score	Assessment Cut Score ²	Statewide				
							Number Taking Assessment	Number Passing Assessment	Statewide Pass Rate	Statewide Average Scaled Score	
MIDDLE SCHOOL MATHEMATICS (5169) Test Company: ETS Score Range: 100-200	All enrolled students who have completed all nonclinical courses, 2020-21						7				
	Other enrolled students, 2020-21	1				165	6				
	All program completers, 2020-21	5				165	61	53	87%	173	
	All program completers, 2019-20	3				165	40	34	85%	173	
	All program completers, 2018-19	4				165	51	47	92%	175	
MIDDLE SCHOOL SCIENCE (5440) Test Company: ETS Score Range: 100-200	All enrolled students who have completed all nonclinical courses, 2020-21						2				
	Other enrolled students, 2020-21	1				150	7				
	All program completers, 2020-21	3				150	49	37	76%	155	
	All program completers, 2019-20	5				150	40	32	80%	156	
	All program completers, 2018-19	4				150	49	38	78%	157	
MIDDLE SCHOOL SOCIAL STUDIES (5089) Test Company: ETS Score Range: 100-200	All enrolled students who have completed all nonclinical courses, 2020-21	1				155	5				
	Other enrolled students, 2020-21	1				155	14	10	71%	166	
	All program completers, 2020-21	1				155	50	40	80%	166	
	All program completers, 2019-20	2				155	44	36	82%	165	
	All program completers, 2018-19	1				155	51	44	86%	167	
MUSIC CONTENT & INSTRUCTION (5114) Test Company: ETS Score Range: 100-200	All enrolled students who have completed all nonclinical courses, 2020-21	3				162	37	29	78%	166	
	Other enrolled students, 2020-21						16	9	56%	164	
	All program completers, 2020-21	9				162	104	79	76%	166	
	All program completers, 2019-20	5				162	61	50	82%	166	
	All program completers, 2018-19	6				162	117	105	90%	169	


Single Assessment Institution-Level Pass Rate Data: Traditional Teacher Preparation Program Within IHE

	HEOA - Title II 2020 - 2021 Academic Year	
	Institution Name	Charleston Southern University
	Institution Code	5079
	State	South Carolina

April 4, 2022

Assessment Information ¹	Group	Number Taking Assessment	Number Passing Assessment	Institutional Pass Rate	Institutional Average Scaled Score	Assessment Cut Score ²	Statewide			
							Number Taking Assessment	Number Passing Assessment	Statewide Pass Rate	Statewide Average Scaled Score
PHYSICAL ED CONTENT AND DESIGN (5095) Test Company: ETS Score Range: 100-200	All enrolled students who have completed all nonclinical courses, 2020-21	1				169	9			
	Other enrolled students, 2020-21						31	10	32%	165
	All program completers, 2020-21	2				169	59	54	92%	173
	All program completers, 2019-20	5				169	58	53	91%	173
	All program completers, 2018-19	9				169	86	83	97%	174
PRINC LEARNING AND TEACHING 5-9 (5623) Test Company: ETS Score Range: 100-200	All enrolled students who have completed all nonclinical courses, 2020-21	3				160	23	21	91%	169
	Other enrolled students, 2020-21	4				160	20	18	90%	171
	All program completers, 2020-21	9				160	136	132	97%	174
	All program completers, 2019-20	10	10	100%	173	160	105	103	98%	175
	All program completers, 2018-19	12	12	100%	174	160	134	133	99%	176
PRINC LEARNING AND TEACHING 7-12 (5624) Test Company: ETS Score Range: 100-200	All enrolled students who have completed all nonclinical courses, 2020-21	2				157	111	109	98%	177
	Other enrolled students, 2020-21	5				157	109	103	94%	173
	All program completers, 2020-21	14	14	100%	174	157	322	320	99%	176
	All program completers, 2019-20	10	9	90%	172	157	279	275	99%	176
	All program completers, 2018-19	18	17	94%	174	157	425	420	99%	176

Single Assessment Institution-Level Pass Rate Data: Traditional Teacher Preparation Program Within IHE

	HEOA - Title II 2020 - 2021 Academic Year
	Institution Name
	Institution Code
	State

Charleston Southern University
5079
South Carolina

April 4, 2022

Assessment Information ¹	Group	Number Taking Assessment	Number Passing Assessment	Institutional Pass Rate	Institutional Average Scaled Score	Assessment Cut Score ²	Statewide			
							Number Taking Assessment	Number Passing Assessment	Statewide Pass Rate	Statewide Average Scaled Score
PRINC LEARNING AND TEACHING EARLY CHILD (5621) Test Company: ETS Score Range: 100-200	All enrolled students who have completed all nonclinical courses, 2020-21	5				157	114	102	89%	166
	Other enrolled students, 2020-21	1				157	119	114	96%	170
	All program completers, 2020-21	16	16	100%	168	157	435	414	95%	168
	All program completers, 2019-20	22	22	100%	172	157	400	391	98%	170
	All program completers, 2018-19	27	27	100%	171	157	413	412	100%	171
PRINC LEARNING AND TEACHING K-6 (5622) Test Company: ETS Score Range: 100-200	All enrolled students who have completed all nonclinical courses, 2020-21	3				160	132	124	94%	175
	Other enrolled students, 2020-21	5				160	211	198	94%	174
	All program completers, 2020-21	26	26	100%	178	160	588	562	96%	175
	All program completers, 2019-20	17	17	100%	176	160	598	589	98%	176
	All program completers, 2018-19	19	19	100%	176	160	695	693	100%	176
SOCIAL STUDIES CONTENT & INTERPRETATION (5086) Test Company: ETS Score Range: 100-200	All enrolled students who have completed all nonclinical courses, 2020-21						29	26	90%	165
	Other enrolled students, 2020-21						45	33	73%	161
	All program completers, 2020-21	4				153	104	99	95%	164
	All program completers, 2019-20						83	78	94%	164
	All program completers, 2018-19	2				153	121	119	98%	166

Note: In cases where there are less than ten students taking the assessment or license/certificate, the number passing and pass rate are not reported.

¹Tests with multiple delivery options (computer, paper, etc.) will be noted with the assessment code for one format only.

²Cut scores may vary for groups depending upon when the cut scores are established by the state and when each group completed their teacher certification or licensure assessment.

*Questions regarding tests listed by this testing company must be addressed to your state Title II Coordinator.